

CUBE MIRROR CABINET /

Michel César

DESCRIPTION

Cube Mirror Cabinet 500, 1 Door, 2 Shelves

PRODUCT CODE

M500 / M500T / M500CC



Dimensions W 500 x H 500 x D 120 (mm)

Finishes Timber Veneer or White Gloss or Custom Paint

Handleless Handleless finger pull design

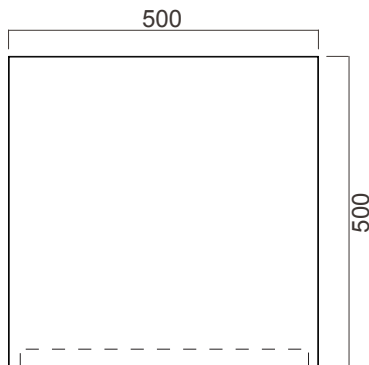
Origin New Zealand made cabinetry

Features

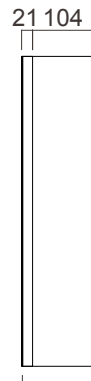
- 1 Doors, 2 shelves (1 adjustable).
- Left or right opening door.
- Paint - The paint used on our products is polyurethane or UV based.
- Timber Veneer - As a natural product, each has natural variation in grain and colour.
- Can be recessed into a wall by a qualified tradesperson.

TECHNICAL DRAWINGS


Front



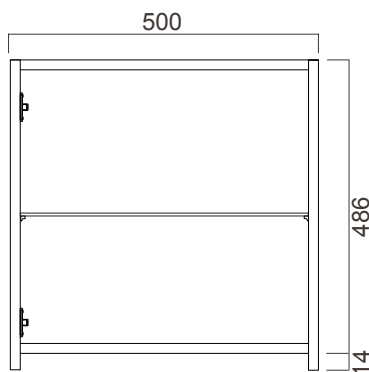
Side



Top Down



Shelves



NOTES

*Additional Cost. Accessories not included. Drawing indicates the technical measurement only and is not a reflection of how the product will look. Sizes are nominal only. All drawings in millimeters. Drawings not to scale. Sept 2024.