

English Classic

DESCRIPTION

English Classic Wall-Hung Tall Cabinet – 2 Door, Matt White

Burlington®

PRODUCT CODE

ENG1702TC



FEATURES

- Dimensions: W300 x H1695 x D290 mm
- 2 doors and 4 glass shelves.
- Available in Matt White.
- White Paint - The paint used on our products is polyurethane or UV based. It is five times harder and more durable than lacquer finishes.
- Chrome handles.
- Cabinet features Edwardian details.
- Cabinetry made in New Zealand.
- Pair with English Classic vanities and the Burlington range of accessories.
- Left or right hinge door.

PAINT FINISH*



Matt White



Custom
Matt Paint^

NOTES

Refer to following page for technical drawings. *Non-stock item. ^15% surcharge applies on custom matt paint colour. Tapholes do not come with predrilled – this is the responsibility of the installer, and can be cut with a hole saw, jigsaw or router. Excludes tapware & accessories.

MICHEL CÉSAR
VCBC
BURLINGTON
LAUNDRY

/ WHERE BATHROOMS
& LAUNDRIES
COME TOGETHER
BEAUTIFULLY /

info@smail.co.nz
bathco.co.nz

4-8 Ace Place
Kingsland
Auckland 1021
New Zealand

P +64 9 309 9109
F +64 9 309 9343

86 Wigram Road
P.O. Box 8644
Christchurch 8025
New Zealand

P +64 3 343 0969
F +64 3 343 0967

BATH/
CO/

DESCRIPTION

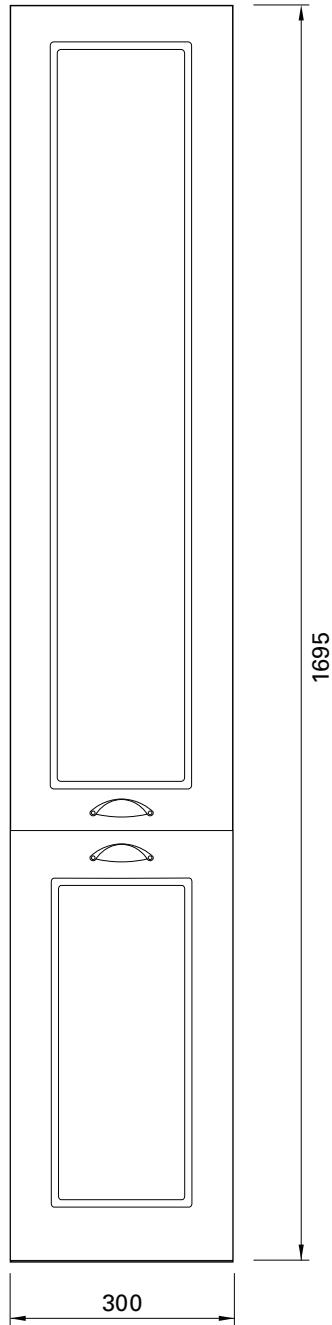
English Classic Wall-Hung Tall Cabinet – 2 Door, Matt White

PRODUCT CODE


ENG1702TC

TECHNICAL DRAWINGS


Front



Side



Inside



NOTES

Drawing indicates the technical measurement only and is not a reflection of how the unit will look. Sizes are nominal only. All drawings in millimeters. Drawings not to scale.