

DESCRIPTION

Edge 1060, 2 Drawer Wall-Hung Vanity (Left Offset Basin)

PRODUCT CODE

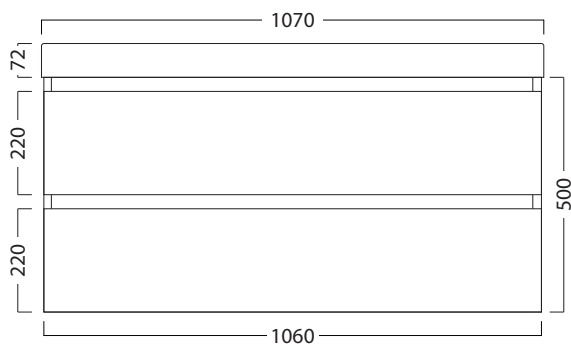
EG106D2LH / EG106D2LHCC / EG106D2LHT



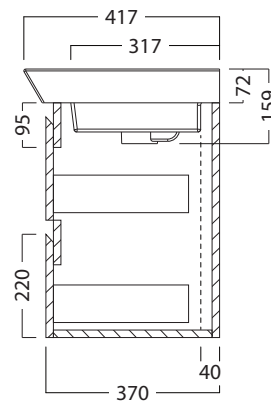
Dimensions	W 1070 x H 572 x D 417 (mm)
Finishes	White Gloss, Custom Colour* Paint or Timber Veneer
Top	Ceramic top with integrated (left offset) basin
Handle	Handleless design
Origin	New Zealand made cabinetry
Features	2 Drawer (soft-close) wall-hung vanity, with a slim depth of only 370 mm. Painted finishes are polyurethane or UV based. Making it harder and more durable than lacquer finishes. Timber Veneer finishes are 100% natural, each with variation in grain and colour. All are stained then sealed with a protective UV finish.

TECHNICAL DRAWINGS

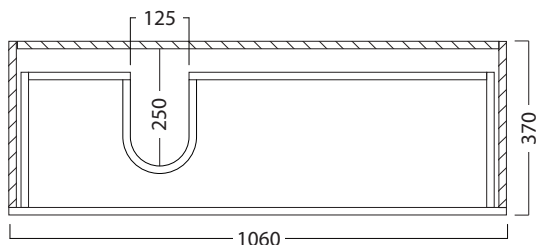
Front



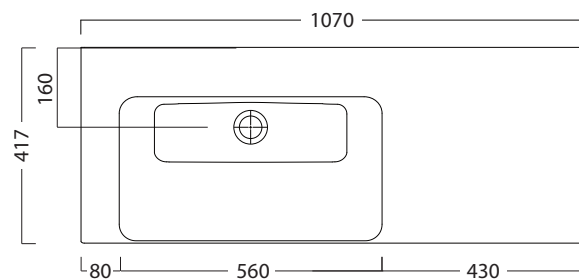
Side



Drawers



Basin



NOTES

*Additional Cost. Tapholes come pre-drilled. Accessories not included. Drawing indicates the technical measurement only and is not a reflection of how the product will look. Sizes are nominal only. All drawings in millimeters. Drawings not to scale. Sept 2024