

## DESCRIPTION

Edge 1060, 2 Drawer Wall-Hung Vanity (Right Offset Basin)

## PRODUCT CODE

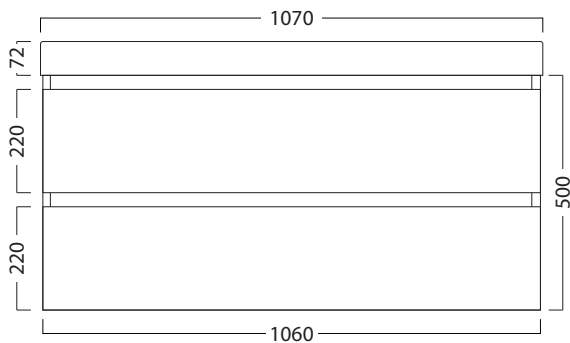
EG106D2RH / EG106D2RHCC / EG106D2RHT



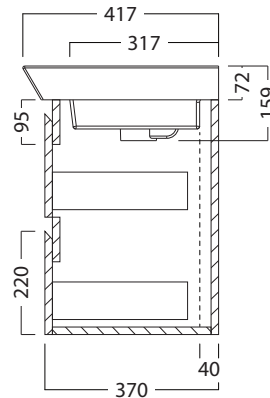
<b>Dimensions</b>	W 1070 x H 572 x D 417 (mm)
<b>Finishes</b>	White Gloss, Custom Colour* Paint or Timber Veneer
<b>Top</b>	Ceramic top with integrated (right offset) basin.
<b>Handle</b>	Handleless design
<b>Origin</b>	New Zealand made cabinetry
<b>Features</b>	2 Drawer (soft-close) wall-hung vanity, with a slim depth of only 370 mm. Painted finishes are polyurethane or UV based. Making it harder and more durable than lacquer finishes. Timber Veneer finishes are 100% natural, each with variation in grain and colour. All are stained then sealed with a protective UV finish.

## TECHNICAL DRAWINGS

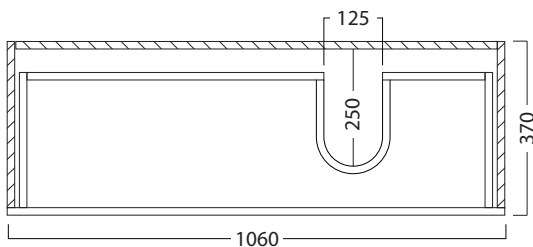
Front



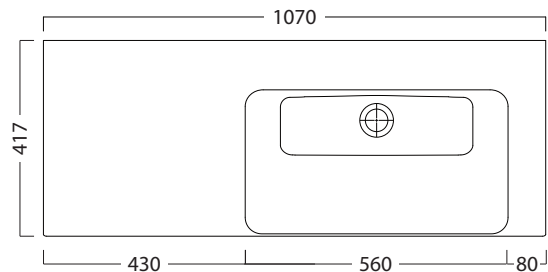
Side



Drawers



Basin



## NOTES

\*Additional Cost. Tapholes come pre-drilled. Accessories not included. Drawing indicates the technical measurement only and is not a reflection of how the product will look. Sizes are nominal only. All drawings in millimeters. Drawings not to scale. Sept 2024