

## DESCRIPTION

Edge 1210, 2 Drawer Wall-Hung Vanity (Left Offset Basin)

## PRODUCT CODE


EG120D2LH / EG120D2LHCC / EG120D2LHT



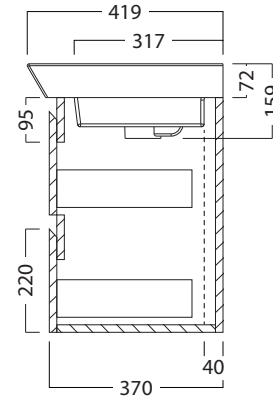
<b>Dimensions</b>	W 1220 x H 572 x D 419 (mm)
<b>Finishes</b>	White Gloss, Custom Colour* Paint or Timber Veneer
<b>Top</b>	Ceramic top with integrated (left offset) basin
<b>Handle</b>	Handleless design
<b>Origin</b>	New Zealand made cabinetry
<b>Features</b>	2 Drawer (soft-close) wall-hung vanity, with a slim depth of only 370 mm. Painted finishes are polyurethane or UV based. Making it harder and more durable than lacquer finishes. Timber Veneer finishes are 100% natural, each with variation in grain and colour. All are stained then sealed with a protective UV finish.

## TECHNICAL DRAWINGS

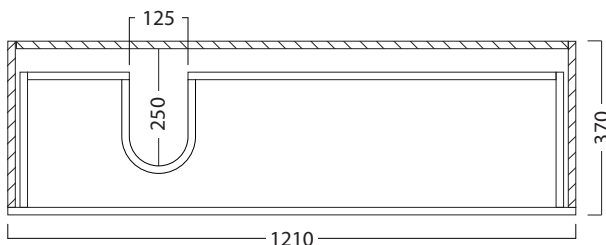
**Front**



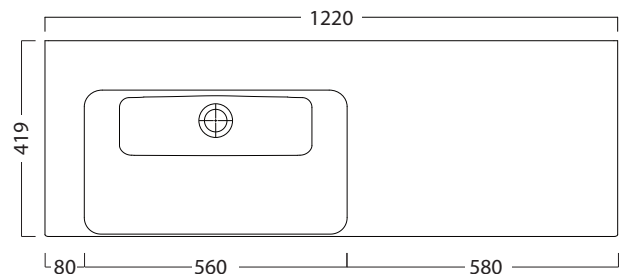
**Side**



**Drawers**



**Basin**



## NOTES

\*Additional Cost. Tapholes come pre-drilled. Accessories not included. Drawing indicates the technical measurement only and is not a reflection of how the product will look. Sizes are nominal only. All drawings in millimeters. Drawings not to scale. Sept 2024