

# ENGLISH CLASSIC /

Burlington®

## DESCRIPTION

English Classic 810 Wall-Hung - 2 Drawers, Matte English White

## PRODUCT CODE

ENG810D2WH



**Dimensions** W 810 x H 632 x D 485 (mm)

**Finishes** Matte English White or Matte Custom Colour\*

**Top** Ceramic top with integrated basin & overflow

**Pull Handle** Polished Chrome, Satin Black, Antique Bronze or Antique Pewter

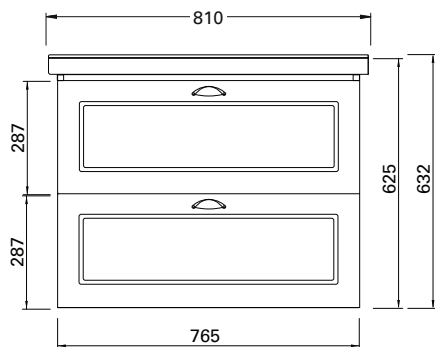
**Origin** New Zealand made cabinetry

**Features**

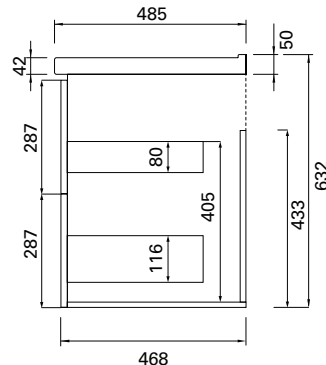
- Soft-close drawers
- Edwardian detailing & traditional pull handle
- Our signature hard paint finish is polyurethane or UV based & harder than traditional lacquered finishes
- Perfectly pairs with our Burlington tapware & accessories range.

## TECHNICAL DRAWINGS

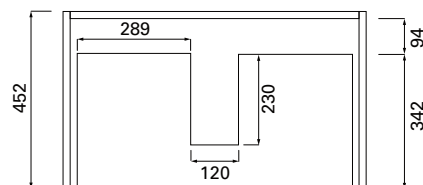
Front



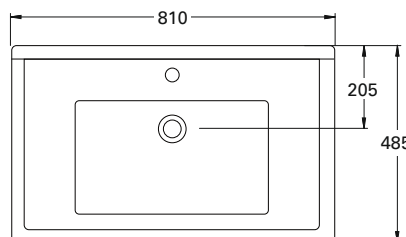
Side



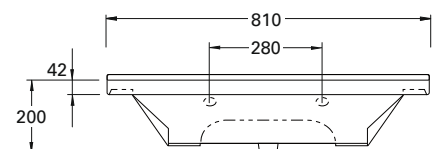
Drawers



Basin Top



Basin Side Section



## NOTES

\*Additional Cost. Accessories not included. Drawing indicates the technical measurement only and is not a reflection of how the product will look. Sizes are nominal only. All drawings in millimeters. Drawings not to scale. Aug 2024.