

DESCRIPTION

Sharp 1040, 1 Drawer, Wall-Hung

PRODUCT CODE

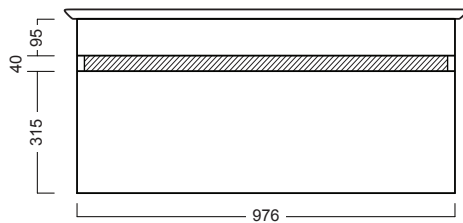
SH104DWH / SH104DWHM



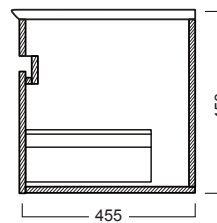
Dimensions	W 1040 x H 475 x D 475 (mm)
Finishes	White Gloss Paint or Melamine
Basin	Ceramic top with intergrated basin & overflow
Handleless	Recessed rail to match finish (Melamine or White Gloss Paint) or contrasting aluminium centre rail (Silver or Black).
Origin	New Zealand made cabinetry.
Features	<ul style="list-style-type: none"> • 1 Drawer with soft-close. • White Paint - The paint used on our products is polyurethane or UV based. • Melamine - Our wood look melamine is a low-pressure laminate.

TECHNICAL DRAWINGS

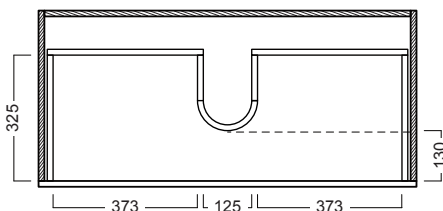
Front



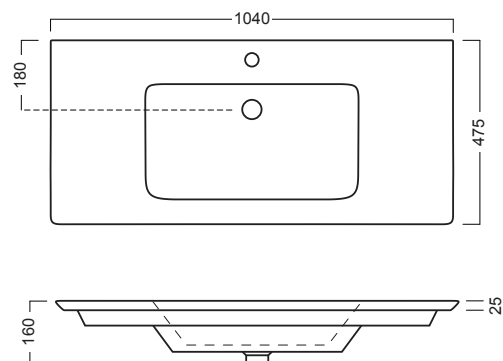
Side



Top Down



Top



NOTES

*Additional Cost. Accessories not included. Drawing indicates the technical measurement only and is not a reflection of how the product will look. Sizes are nominal only. All drawings in millimeters. Drawings not to scale. Sept 2024.