

DESCRIPTION

Sharp 700, 1 Drawer, Wall-Hung

PRODUCT CODE

SH70DWH / SH70DWHM



Dimensions W 700 x H 475 x D 475 (mm)

Finishes White Gloss Paint or Melamine

Basin Ceramic top with intergrated basin & overflow

Handleless Recessed rail to match finish (Melamine or White Gloss Paint) or contrasting aluminium centre rail (Silver or Black).

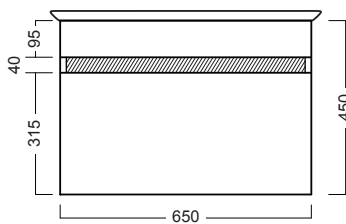
Origin New Zealand made cabinetry.

Features

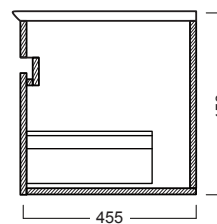
- 1 Drawer with soft-close.
- White Paint - The paint used on our products is polyurethane or UV based.
- Melamine - Our wood look melamine is a low-pressure laminate.

TECHNICAL DRAWINGS

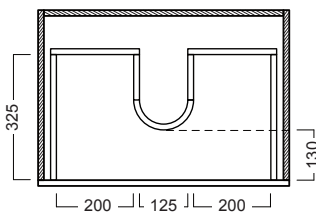
Front



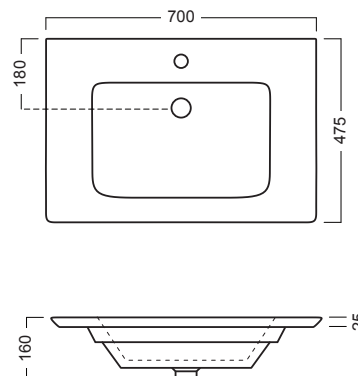
Side



Top Down



Top



NOTES

*Additional Cost. Accessories not included. Drawing indicates the technical measurement only and is not a reflection of how the product will look. Sizes are nominal only. All drawings in millimeters. Drawings not to scale. Sept 2024.