

DESCRIPTION

Sharp 900, 2 Drawers, Wall-Hung

PRODUCT CODE

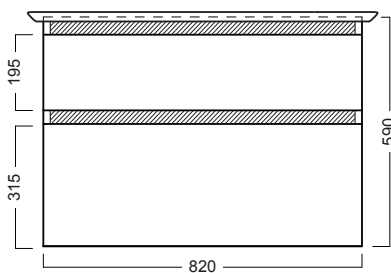
SH90D2WH / SH90D2WHM



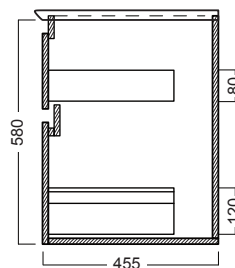
Dimensions	W 900	x H 590	x D 475	(mm)
Finishes	White Gloss Paint or Melamine			
Basin	Ceramic top with intergrated basin & overflow			
Handleless	Recessed rail to match finish (Melamine or White Gloss Paint) or contrasting aluminium centre rail (Silver or Black).			
Origin	New Zealand made cabinetry.			
Features	<ul style="list-style-type: none"> • 2 Drawers with soft-close. • White Paint - The paint used on our products is polyurethane or UV based. • Melamine - Our wood look melamine is a low-pressure laminate. 			

TECHNICAL DRAWINGS

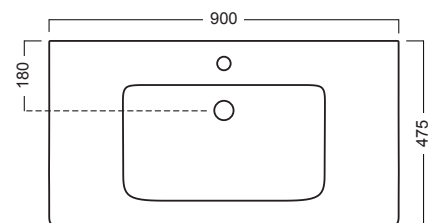
Front



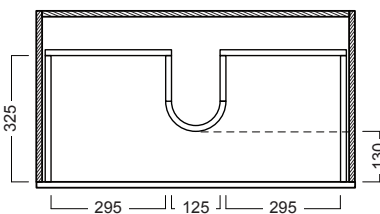
Side



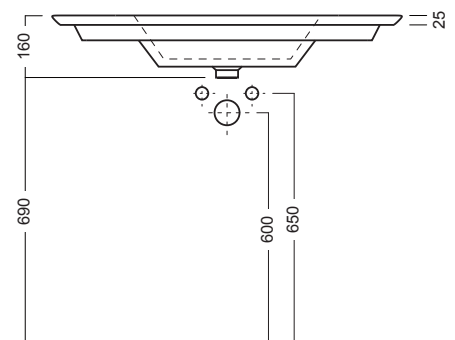
Top Down



Drawers



Top Side



NOTES

*Additional Cost. Accessories not included. Drawing indicates the technical measurement only and is not a reflection of how the product will look. Sizes are nominal only. All drawings in millimeters. Drawings not to scale. Sept 2024.