

DESCRIPTION

Soft 1000, 1 Drawer, Wall Hung Vanity

PRODUCT CODE

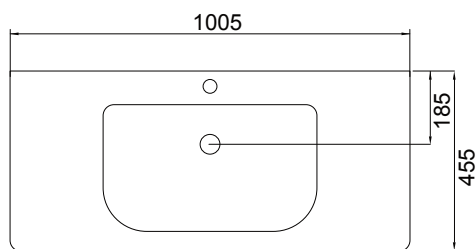
FT100DWH / FT100DWHM



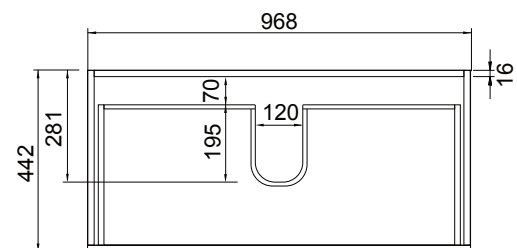
- Dimensions** W 1005 x H 480 x D 455 (mm)
- Finishes** White Gloss Paint or Melamine
- Basin** Ceramic Integrated Basin & Overflow
- Handle** Handleless Design with Matching Rail (White Gloss or Melamine), or Contrasting Silver or Black Aluminium Rail. Optional pull handle available at additional cost.
- Origin** New Zealand made cabinetry.
- Features**
- 1 Drawer with soft-close and deeper storage.
 - Melamine is a wood look, low-pressure laminate.
 - White Paint - The paint used on our products is polyurethane or UV based. It is harder and more durable than lacquered finishes.

TECHNICAL DRAWINGS

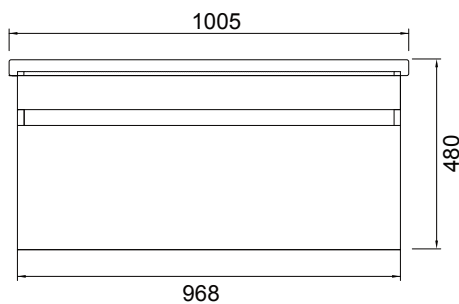
Top Down



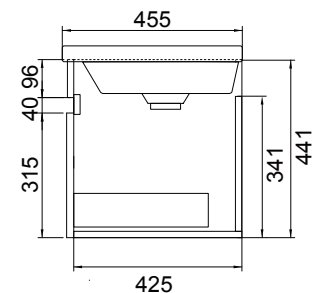
Drawers



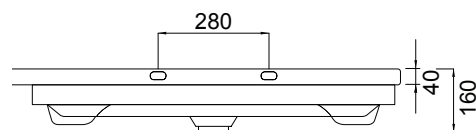
Front



Side Section



Basin Side



NOTES

*Additional Cost. Accessories not included. Drawing indicates the technical measurement only and is not a reflection of how the product will look. Sizes are nominal only. All drawings in millimeters. Drawings not to scale. August 2023.