

DESCRIPTION

Splash 900, 2 Drawers, Floorstanding

PRODUCT CODE

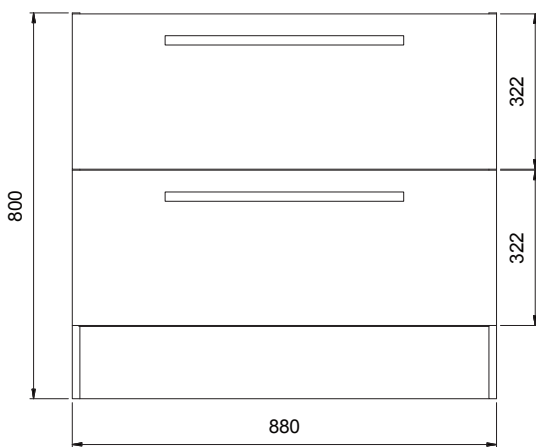
SP90D2FL / SP90D2FLM



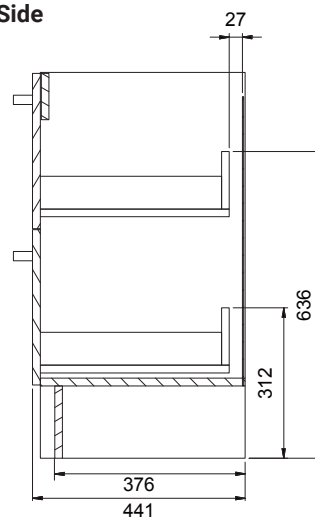
Dimensions	W 900	x H 900	x D 450	(mm)
Finishes	White Gloss Paint or Melamine.			
Basin	Polymarble (Acrylic) top with intergrated basin			
Handle	Chrome Box Handle, Black Handle, Chrome Handle or Chrome Mini Handle.			
Origin	New Zealand made cabinetry.			
Features	<ul style="list-style-type: none"> • Extra thick polymarble top with bold design • 2 Drawers with soft-close, floorstanding. • Polymarble acrylic top with intergrated basin • Wood look Melamine, is a low-pressure laminate. • The paint used on our products is polyurethane or UV based. 			

TECHNICAL DRAWINGS

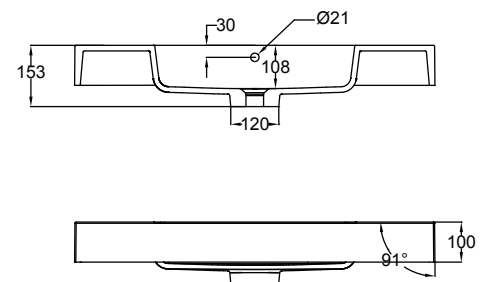
Front



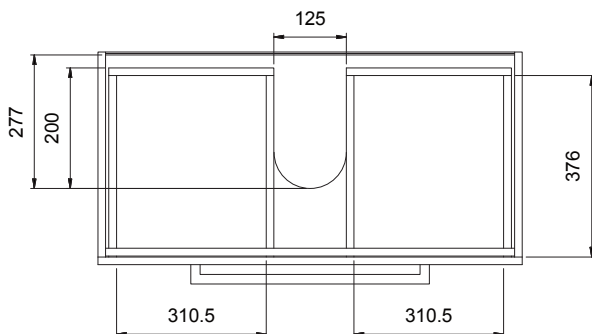
Side



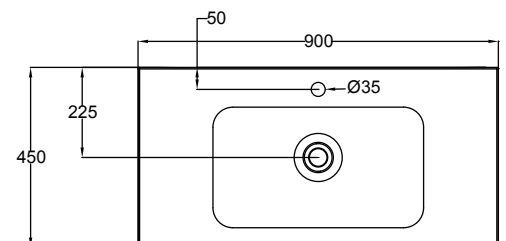
Top Side View



Drawers



Top Down



NOTES

*Additional Cost. Accessories not included. Drawing indicates the technical measurement only and is not a reflection of how the product will look. Sizes are nominal only. All drawings in millimeters. Drawings not to scale. August 2024.