

DESCRIPTION

Zero 1200 - 1 Drawer plus 1 Concealed Drawer, Timber Veneer Unit, Kordura Top

PRODUCT CODE

ZE120DWHTA



FEATURES

- Dimensions - W 1190 x H 525 x D 500 mm
- Available in White paint (Gloss/Matt[^]), Timber Veneer,^{*} or in your choice of paint colour.[^]
- The paint used on our products is polyurethane or UV based. It is five times harder and more durable than lacquer finishes.
- Timber veneer finishes are 100% natural, so each have variations in grain and colour. All come stained and sealed with a protective UV finish.
- Kordura tops^{**} are 25mm thick, available in White, also available in colours (additional cost).
- Soft-close drawers. NZ-made cabinetry.
- Pair with our one of our Undermount, Semi-Recessed or Counter Top basins.

PAINT[^] / TIMBER VENEER^{*} FINISHES




White Paint
(Gloss or Matt)




White Oak



Blonde Oak




Natural Oak



Walnut



Chestnut



Coffee



Noce



Dark Oak



Custom Paint
(Gloss or Matt)


KORDURA TOP FINISHES^{**}



White



Carrara
Marble



Ice
Crystal



Peak
Stone



Black
Granite

TECHNICAL DRAWINGS

See reverse.

NOTES

- *Non-stock item. • [^]15% surcharge applies on Custom Paint Colours (Gloss/Matte), and Matte White paint finish, **25%** for Metallic and Black (Gloss/Matte).
- For basin options refer to the Michel César catalogue • 1500 + 1800mm vanities with single bowls must be offset left or right.

****KORDURA TOPS • 15% surcharge applies for coloured Kordura tops (excludes White) • Tap holes do not come pre-drilled – this is the responsibility of the installer, and can be cut with a hole saw, jigsaw or router. December 2019.**

DESCRIPTION

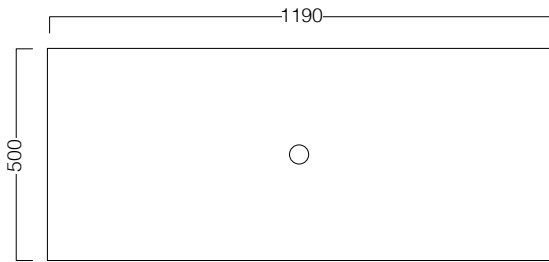
Zero 1200 - 1 Drawer plus 1 Concealed Drawer, Timber Veneer Unit, Kordura Top

PRODUCT CODE

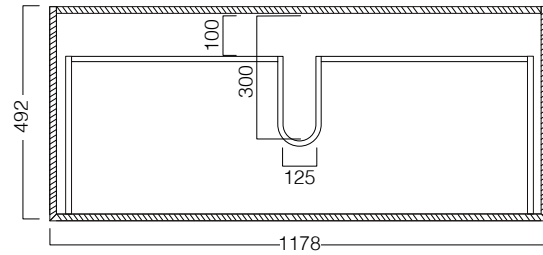
ZE120DWHTA

TECHNICAL DRAWINGS

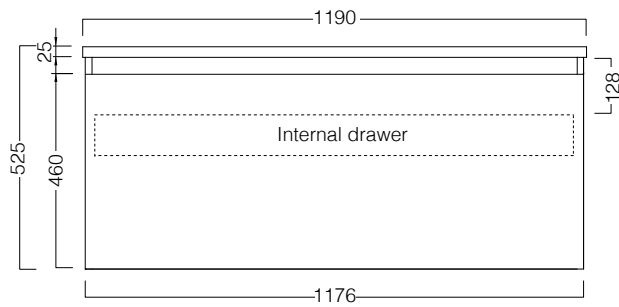
Top



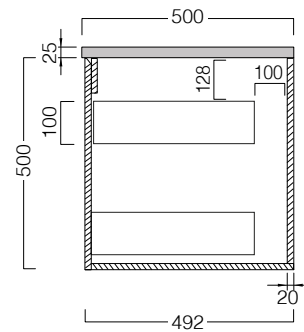
Section of Drawer



Front



Side Section



NOTES

• Must use bottle traps to ensure drawers open, we recommend 40551-32 bottle trap. • Please use a contoured waste with all china basins. We recommend A27, PUW68R or FT41045 wastes. • Drawing indicates the technical measurement only and is not a reflection of how the product will look. Sizes nominal only. Drawings in millimetres. Not to scale. December 2019.