



TABLO / VANITY ORDER FORM

Michel César

Date: _____


Order Number: _____

Merchant: _____

Consultant: _____

STEP 1. CABINET CONFIGURATION


1 DRAWER, SINGLE BOWL



Size

<input type="checkbox"/>	600	<input type="checkbox"/>	1000
<input type="checkbox"/>	750	<input type="checkbox"/>	1200
<input type="checkbox"/>	900		

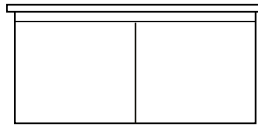
2 DRAWERS, SINGLE BOWL



Size

<input type="checkbox"/>	600	<input type="checkbox"/>	1000
<input type="checkbox"/>	750	<input type="checkbox"/>	1200
<input type="checkbox"/>	900		

2 DRAWERS, SINGLE OR DOUBLE BOWL



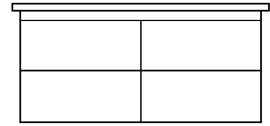
Size

<input type="checkbox"/>	1500
<input type="checkbox"/>	1800

Basin

<input type="checkbox"/>	Left Offset
<input type="checkbox"/>	Right Offset
<input type="checkbox"/>	Double

4 DRAWERS, SINGLE OR DOUBLE BOWL



Size

<input type="checkbox"/>	1500
<input type="checkbox"/>	1800

Basin

<input type="checkbox"/>	Left Offset
<input type="checkbox"/>	Right Offset
<input type="checkbox"/>	Double

STEP 2. CABINET FINISH

TIMBER VENEER

<input type="checkbox"/>	Coffee
<input type="checkbox"/>	Chestnut
<input type="checkbox"/>	Dark Oak
<input type="checkbox"/>	Natural Oak

<input type="checkbox"/>	Noce
<input type="checkbox"/>	Walnut
<input type="checkbox"/>	White Oak

STANDARD PAINT

<input type="checkbox"/>	White Gloss
--------------------------	-------------

CUSTOM PAINT*

<input type="checkbox"/>	Custom Colour Gloss
<input type="checkbox"/>	Custom Colour Matte

Supplier + Code: _____

*Black & Metallic colours will incur an additional cost, please refer to website for pricing.

STEP 3. TOP FINISH

KORDURA

<input type="checkbox"/>	White
<input type="checkbox"/>	Carrara Marble*
<input type="checkbox"/>	Ariston*
<input type="checkbox"/>	Ice Crystal*
<input type="checkbox"/>	Peak Stone*
<input type="checkbox"/>	Akashi Grey*
<input type="checkbox"/>	Black Granite*

*Additional cost for coloured tops, please refer to website for pricing

TIMBER VENEER

<input type="checkbox"/>	Coffee
<input type="checkbox"/>	Chestnut
<input type="checkbox"/>	Dark Oak
<input type="checkbox"/>	Natural Oak
<input type="checkbox"/>	Walnut
<input type="checkbox"/>	White Oak
<input type="checkbox"/>	Noce

50/50 PAINTED DRAWER FRONT & TIMBER VENEER UNIT

<input type="checkbox"/>	Fill in both Timber Veneer & Painted options above.
--------------------------	---

Refer to bathco.co.nz for pricing & details

Continue to next page for basin options

**MICHEL CÉSAR
VCBC
BURLINGTON
LAUNDRY**

/ WHERE BATHROOMS
& LAUNDRIES
COME TOGETHER
BEAUTIFULLY /
orders@bathco.co.nz
bathco.co.nz

4-8 Ace Place
Kingsland
Auckland 1021
New Zealand
P +64 9 309 9109

86 Wigram Road
P.O. Box 8644
Christchurch 8025
New Zealand
P +64 3 343 0969

**BATH/
CO/**



TABLO

VANITY ORDER FORM

Michel César

Date: _____

Order Number: _____

Merchant: _____

Consultant: _____

STEP 4. BASIN OPTIONS**

CODE	DESCRIPTION
Price included:	
KORDURA STANDARD RANGE:	
<input type="checkbox"/>	GLORYSINK Glory Undermount*
<input type="checkbox"/>	INS500 Inset Undermount*
<input type="checkbox"/>	MID6037 Mida Semi-Recessed
<input type="checkbox"/>	MOO415 Moon Counter Top
<input type="checkbox"/>	PAULA12 Paula Square Counter Top
<input type="checkbox"/>	NESO Neso Semi-Recessed*
<input type="checkbox"/>	TRES400 Treste Semi-Recessed*

*Glory & Inset Undermount basins: Not compatible with the 1580 2 drawer vanity.

KORDURA PETITE RANGE:

<input type="checkbox"/>	MOO345 Mini Moon Counter Top
<input type="checkbox"/>	CUBE Cube Counter Top
<input type="checkbox"/>	ARLO Arlo Semi-Recessed

CERAMIC STANDARD RANGE:

<input type="checkbox"/>	A051 Round Counter Top
<input type="checkbox"/>	A054 Square Counter Top
<input type="checkbox"/>	A055 Rectangle Counter Top
<input type="checkbox"/>	L580 Round Semi-Recessed
<input type="checkbox"/>	L582 Rectangle Semi-Recessed

Additional cost: See website for pricing

SLIM RANGE:

<input type="checkbox"/>	590	600 Semi-Recessed
--------------------------	-----	-------------------

STEP 5. ADD ONS See website for pricing

CODE	DESCRIPTION
EXTRUSION UNDER UNIT LED LIGHTS	
<input type="checkbox"/>	845 - Compatible with 900, 1000, 1200 & 1500 units
<input type="checkbox"/>	845 x2 - Compatible with 1800 units
DRAWER ORGANISERS	
<input type="checkbox"/>	DA3406.WT Slim
<input type="checkbox"/>	DA3407.WT Wide
<input type="checkbox"/>	DA3408.WT Slim with Trays

* Neso & Treste basins require tapware to be wall-mounted or offset.

** Refer to website for vanity price without basin/s

MICHEL CÉSAR
VCBC
BURLINGTON
LAUNDRY

/ WHERE BATHROOMS
& LAUNDRIES
COME TOGETHER
BEAUTIFULLY /
orders@bathco.co.nz
bathco.co.nz

4-8 Ace Place
Kingsland
Auckland 1021
New Zealand
P +64 9 309 9109

86 Wigram Road
P.O. Box 8644
Christchurch 8025
New Zealand
P +64 3 343 0969

BATH/
CO/