

**BATH/
CO/**



LAUNDRY
HOROI ORDER FORM

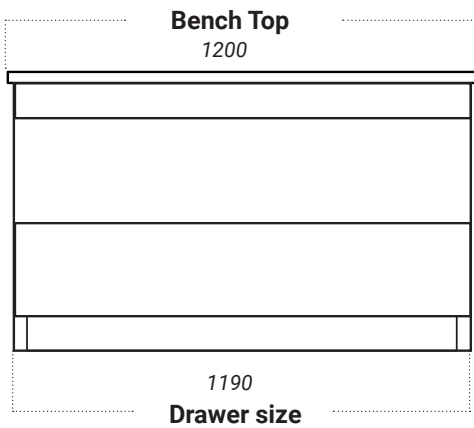
All measurements are in millimeters

Horoi Laundry Cabinet with 1200 Stainless Steel Benchtop

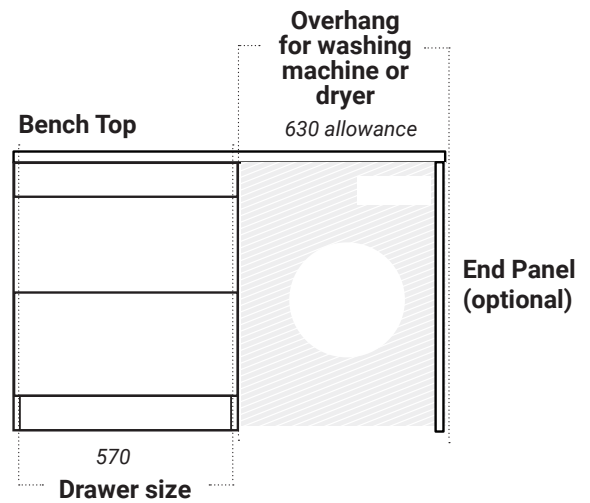
How it works

Choose from the 600mm wide drawers with a 600mm overhang (1200mm total length) or the 1200mm wide drawers with no overhang. Then customise your finishing details.

Arranging them either left or right to suit your space.



or



Choose your drawer size



	Tick one
600, 2 drawers (570) with 630 overhang (1200 total width) 600w x 580d x 900h	<input type="checkbox"/>
1200, 2 drawer with no overhang (1200 total width) 1200w x 580d x 900h	<input type="checkbox"/>

Choose your handles

Drawer handles	Tick one
Chrome semi handle included in cost of cabinets H2	<input type="checkbox"/>
Black semi handle upgrade cost applies H2-BK	<input type="checkbox"/>

Choose your sink orientation

*NB: Overhang on 600 drawer units will be determined by what side sink you order: Eg left handside sink = left handside drawers

	Tick one
 <p>Left side sink Sink must be over/above drawers</p>	<input type="checkbox"/>
 <p>Right side sink Sink must be over/above drawers</p>	<input type="checkbox"/>

End panel

	Tick if required
Matching End Panel	<input type="checkbox"/>

Choose your finish/colours



Melamine		
<input type="checkbox"/> Driftwood	<input type="checkbox"/> French Oak	<input type="checkbox"/> Nordic Ash
<input type="checkbox"/> Honey Ash	<input type="checkbox"/> Classic Walnut	<input type="checkbox"/> Smoked Ash
<input type="checkbox"/> Southern Oak	<input type="checkbox"/> Hickory Walnut	<input type="checkbox"/> Black Forest
<input type="checkbox"/> Charred Oak	<input type="checkbox"/> Original Oak	

Painted
<input type="checkbox"/> White Gloss

All measurements are in millimeters

Utility Cabinets

Choose your utility cabinets

Tall cupboards		Qty
	1 Door with 5 fixed shelves 450W X 590D X 2100H LTCX5	Left door hinge Right door hinge
	1 Door, 1 shelf & 1 fixed rail 450W X 590D X 2100H LTC	Left door hinge Right door hinge

Choose your handles




	Tick one
Silver included in cost of cabinets 4803	<input type="checkbox"/>
Black upgrade cost applies 4802	<input type="checkbox"/>

Choose your finish/colours

Melamine		
<input type="checkbox"/> Driftwood	<input type="checkbox"/> French Oak	<input type="checkbox"/> Nordic Ash
<input type="checkbox"/> Honey Ash	<input type="checkbox"/> Classic Walnut	<input type="checkbox"/> Smoked Ash
<input type="checkbox"/> Southern Oak	<input type="checkbox"/> Hickory Walnut	<input type="checkbox"/> Black Forest
<input type="checkbox"/> Charred Oak	<input type="checkbox"/> Original Oak	
Timber Veneer		
<input type="checkbox"/> White Oak	<input type="checkbox"/> Blonde Oak	<input type="checkbox"/> Natural Oak
<input type="checkbox"/> Walnut	<input type="checkbox"/> Chestnut	<input type="checkbox"/> Coffee
<input type="checkbox"/> Noce	<input type="checkbox"/> Dark Oak	
Painted & Custom Colours		
<input type="checkbox"/> White Gloss	<input type="checkbox"/> Custom Gloss	<input type="checkbox"/> Custom Matte
		<input type="checkbox"/> Custom Metallic

Please provide name, supplier & code.

Choose your top cabinets

	Qty
	450 Single door 450w x 290d x x 720h LTT45
	600 Double door 600w x 290d x x 720h LTT60
	750 Double door 750w x 290d x x 720h LTT75

PLEASE NOTE: All top cabinets feature finger pull handleless door fronts

Choose your finish/colours

Melamine		
<input type="checkbox"/> Driftwood	<input type="checkbox"/> French Oak	<input type="checkbox"/> Nordic Ash
<input type="checkbox"/> Honey Ash	<input type="checkbox"/> Classic Walnut	<input type="checkbox"/> Smoked Ash
<input type="checkbox"/> Southern Oak	<input type="checkbox"/> Hickory Walnut	<input type="checkbox"/> Black Forest
<input type="checkbox"/> Charred Oak	<input type="checkbox"/> Original Oak	
Timber Veneer		
<input type="checkbox"/> White Oak	<input type="checkbox"/> Blonde Oak	<input type="checkbox"/> Natural Oak
<input type="checkbox"/> Walnut	<input type="checkbox"/> Chestnut	<input type="checkbox"/> Coffee
<input type="checkbox"/> Noce	<input type="checkbox"/> Dark Oak	
Painted & Custom Colours		
<input type="checkbox"/> White Gloss	<input type="checkbox"/> Custom Gloss	<input type="checkbox"/> Custom Matte
		<input type="checkbox"/> Custom Metallic

Please provide name, supplier & code.

All measurements are in millimeters

Shelves

Choose your shelves

	Qty		Qty
300W X 150D S30		600W X 150D S60	
450W X 150D LD45		900W X 150D S90	
450W X 270D LS45D		1200W X 150D S120	

PLEASE NOTE: Shelves only available in timber veneer and paint finishes

Choose your finish/colours

Timber Veneer

- White Oak Blonde Oak Natural Oak
 Walnut Chestnut Coffee
 Noce Dark Oak

Painted & Custom Colours

- White Gloss
 Custom Gloss Custom Matte Custom Metallic

Please provide name, supplier & code.

Tapware & Accessories

	Qty
Basket waste Included	1
Gooseneck sink mixer Chrome ck106	
Square sink mixer Stainless steel 980010-100	
Gooseneck sink mixer Stainless steel 980056	
Sink mixer w/pull-out hose Brushed chrome 980039	

Acknowledge, Sign & Return

By the sending this order form you/the client confirm you have read the Important information on page 8 and concur that because of the custom colours and finishes we offer, when ordered, can't be changed or cancelled because of errors or a change of mind. Please double-check dimensions and fill out this form correctly.

Please return this completed form to your retailer who will then email it to Bath Co.

Email to orders@smail.co.nz

Date _____

Customer Details

Customer Name _____

Customer Signature _____

Merchant Details

Order No. _____

Merchant _____

Merchant Contact Name _____

Merchant Contact Phone No. _____

Notes: _____

INSTALLATION TIPS

- All products must be inspected before installation. Bath Co is not liable for removal and installation costs.
- If an overhang is ordered; the top must be firmly secured to the wall, or other solid fixing system such as an end panel.
- Bottle traps and contoured basin wastes must be used

TIMBER FINISHES

Timber finishes are available in Blonde Oak, Coffee, Dark Oak, Natural Oak, Walnut, Noce, White Oak and Chestnut. Being 100% natural products, each may have variations in grain and colour, Satin or Gloss Finish. (Gloss finish 20% surcharge).

PAINT & MELAMINE FINISHES

The paint used in our products is polyurethane or UV- based. It is up to five times harder and more durable than lacquer finishes. Our wood grain melamine is a low-pressure laminate. Colours are available in Driftwood, French Oak, Manhattan Elm, Honey Ash, Classic Walnut, Smoked Ash, Southern Oak, Hickory Walnut, Black Forest, Original Oak and Charred Oak.

DELIVERY

We aim to despatch all standard orders within five days of receipt of the order. Imported products, timber finishes, paint colours, and other non-standard items may be subject to a longer delivery date. We will keep you informed if this occurs.

DISCLAIMER

Smail & Co retain the right to change products and specifications without notice. All measurements are in millimetres and are nominal only. Restocking and freights costs will be applicable. All made-to-order products are non-returnable. If the goods are faulty, however, we will meet our obligations under the Consumer Guarantees Act.

NON STOCK ITEMS

Products made to order will take longer to manufacture therefore despatch & delivery dates are subject to completion.

TAPHOLES

Horoï stainless steel tops come with a pre-drilled taphole.

FREIGHT

Freight will be charged for orders under \$400.

SMAIL & COMPANY WARRANTY

General Warranty Statement

Smail & Company Limited (Smail & Co) warrants that in the manufacture of its Bath Co products only high quality workmanship and materials have been used. The following warranty applies to Bath Co products supplied to customers in New Zealand, for use in residential installations only. Subject to the warranty conditions, in addition to any other right or remedy that the purchaser may have under any relevant consumer protection legislation, Smail & Co undertakes to either repair or replace (at its discretion) any Bath Co product if that product contains a material defect with either materials or workmanship which arose in the course of manufacture.

Residential Warranty

- In relation to the following products bathroom vanities, basins, tops, baths, toilets, showers, tapware a 5-year warranty applies from date of purchase.
- In relation to the following products shower hoses, shower heads, cartridges, mirrors, cistern fittings, wastes, toilet seats, electrical, face plates, washers, valves and shower seals a 1-year warranty applies from date of purchase.
- In relation to the following products in-wall cisterns (excluding items listed above) a 15-year warranty applies from date of purchase.

Commercial Warranty

In relation to any Bath Co products installed in a commercial situation a 12 month warranty applies from the date of purchase. Commercial situations are defined as public washrooms, public buildings, schools, sports centres, gymnasium, hospitals, motels, hotels and retirement villages.

Warranty Conditions

1. Proof of purchase (such as invoice or receipt) must be provided by the initial purchaser. This warranty is not transferable.
2. All Bath Co installation instructions must have been strictly followed and the product must have been installed in accordance with the relevant New Zealand Building/Plumbing Codes by a certified building or plumbing practitioner (as appropriate for the product).
3. The product must not have been subject to excessive wear and tear. The warranty only covers normal use and typical wear and tear.
4. The product must not have been tampered with or repaired in any way other than in accordance with this warranty.
5. The product must not have been damaged by misuse, accident or neglect, including water damage, sunlight, excessive water temperature, humidity, direct lighting or other adverse environmental conditions.
6. Harsh detergents or abrasive cleaners must not have been used on the product and the product must be cleaned in accordance with the recommended cleaning methods.
7. All warranty covered repair work is to be performed by Smail & Co but Smail & Co shall not be responsible for the cost of removal or installation of the product.
8. Smail & Co shall make the final determination on any issue or uncertainty regarding the application of this warranty.
9. If you acquired the Bath Co product in trade (or some other exception exists under the Consumer Guarantees Act 1993 (the Act) then the Act shall not apply.

If the above conditions are not met, the warranty will be null and void.

Smail & Co shall not be liable to the purchaser for any loss, damage (direct, indirect or consequential), cost or expense incurred by the purchaser (including, without limitation, any damage to other products and/or labour costs incurred in the installation, repair or replacement of the product) other than in accordance with the above warranty, under any relevant consumer protection legislation or as consented in writing by Smail & Co in advance of the cost being incurred.