

VICTORIAN BASIN ORDER FORM

Burlington[®]

Date: _____

Order Number: _____

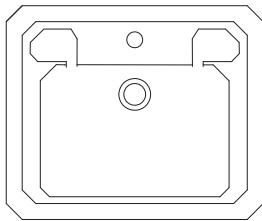
Merchant: _____

Consultant: _____

STEP 1. SELECT YOUR BASIN SIZE

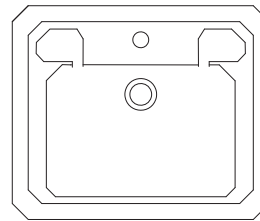
VICTORIAN RECTANGLE

565mm

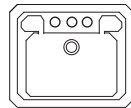
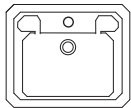


VICTORIAN RECTANGLE

610mm



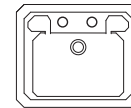
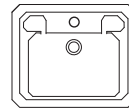
TAPHOLE OPTIONS



One

Three

TAPHOLE OPTIONS



One

Two

STEP 2. SELECT YOUR PEDESTAL STYLE

- Standard Pedestal
- Regal* Pedestal
- Semi Pedestal
(not available with three taphole option)
- Semi Pedestal with Towel Rail
(not available with three taphole option)
- Standard Chrome Washstand
- Regal* Chrome Washstand

STEP 2. SELECT YOUR PEDESTAL STYLE

- Standard Pedestal
- Regal* Pedestal
- Semi Pedestal
(not available with three taphole option)
- Semi Pedestal with Towel Rail
(not available with three taphole option)
- Standard Chrome Washstand
- Regal* Chrome Washstand

Regal* is a taller version of the standard option. Please refer to website for specifications.

MICHEL CÉSAR
VCBC
BURLINGTON
LAUNDRY

/ WHERE BATHROOMS
& LAUNDRIES COME
TOGETHER BEAUTIFULLY /

orders@smail.co.nz
bathco.co.nz

4-8 Ace Place, Kingsland
Auckland 1021
New Zealand

P +64 9 309 9109
F +64 9 309 9343

86 Wigram Road
Christchurch 8025
New Zealand

P +64 3 343 0969
F +64 3 343 0967

BATH/
CO/

MARCH 2022