



ZARA VANITY ORDER FORM



Date: _____

Order Number: _____

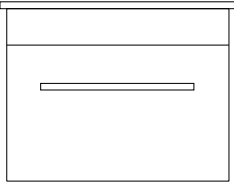
Merchant: _____

Consultant: _____

STEP 1. CABINET CONFIGURATION

Please tick **ONE** vanity size.

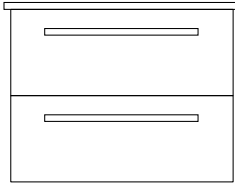
WALL HUNG, ONE DRAWER



Size (Single Bowl)

- 600
- 750
- 900
- 1000
- 1200

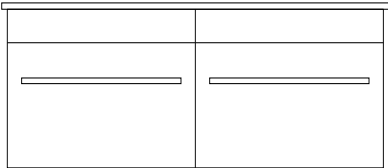
WALL HUNG, TWO DRAWER (Stacked)



Size (Single Bowl)

- 600
- 750
- 900
- 1000
- 1200

WALL HUNG, TWO DRAWER (Side by side)



Size (Double Bowl)

- 1200
- 1500

FLOOR STANDING, TWO DRAWER



Size (Single Bowl)

- 600
- 750
- 900
- 1000
- 1200

Optional Drawer Cut-Out**

STEP 2. CABINET FINISH

MELAMINE FINISH

<input type="checkbox"/> Charred Oak	<input type="checkbox"/> Smoked Ash
<input type="checkbox"/> Black Forest	<input type="checkbox"/> Classic Walnut
<input type="checkbox"/> Hickory Walnut	<input type="checkbox"/> Honey Ash
<input type="checkbox"/> Southern Oak	<input type="checkbox"/> Driftwood
<input type="checkbox"/> French Oak	<input type="checkbox"/> Nordic Ash
<input type="checkbox"/> Original Oak	<input type="checkbox"/> Premium Ply

PAINT FINISH

White Gloss

STEP 3. HANDLE OPTIONS

- H1** Chrome Box Handle
- H2** Chrome Handle
- H2-BK** Black Handle
- H4** Chrome Mini Handle

****Note:** Floor plumbing provision has been allowed with a minimum of 65 mm clearance behind the bottom drawer. Please note that the bottom drawer does not need a cut-out. If your plumber requires more than the standard clearance, an optional drawer cut-out is available on request for an additional cost, refer to merchants for pricing. Floor standing vanities only.