



TABLO PLUS / VANITY ORDER FORM

Michel César

Date: _____

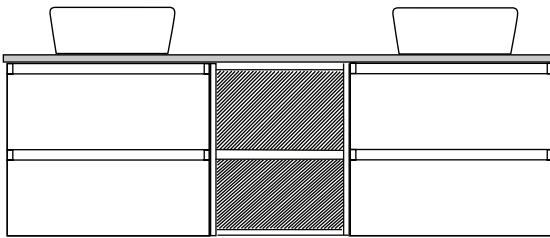
Order Number: _____

Merchant: _____

Consultant: _____

STEP 1. CABINET CONFIGURATION

4 DRAWERS + 400 OPEN SHELVES (CENTRE)



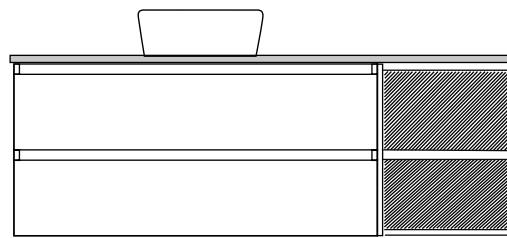
Total Size
(Includes 400 mm shelves)

- 1580 (2x 590 mm Drawers + 400 mm Shelves)
- 1880 (2x 750 mm Drawers + 400 mm Shelves)

Basin Position
(Tick one)

- Single - Left Offset
- Single - Right Offset
- Double Basin

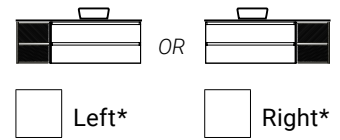
2 DRAWERS + 400 OPEN SHELVES (LEFT OR RIGHT)



Total Size
(Includes 400 mm shelves)

- 1300 (900 mm Drawers + 400 mm Shelves)
- 1400 (1000 mm Drawers + 400 mm Shelves)
- 1600 (1200 mm Drawers + 400 mm Shelves)

Open Shelf Position



*Note: Please tick chosen location of shelf module, either left or right. Single basin will be offset left or right depending on open shelf module position.

STEP 2. CABINET FINISH

TIMBER VENEER

- Coffee
- Chestnut
- Dark Oak
- Natural Oak
- Noce
- Walnut
- White Oak

PAINT

- White Gloss
- Custom Colour Matte*
- Custom Colour Gloss*

Custom Colour: Supplier + Code: _____

TIMBER/PAINTED

- Timber Veneer Unit & Painted Drawer Fronts

Fill in both Timber Veneer & Paint finish above.

STEP 3. TOP FINISH

KORDURA

- White
- Carrara Marble*
- Ariston*
- Ice Crystal*
- Peak Stone*
- Akashi Grey*
- Black Granite*

*Additional cost for coloured tops, please refer to website for pricing

TIMBER VENEER

- Coffee
- Chestnut
- Dark Oak
- Natural Oak
- Walnut
- White Oak
- Noce

*Additional cost for Custom Colour, Black, Metallic colours please refer to website for pricing.

**MICHEL CÉSAR
VCBC
BURLINGTON
LAUNDRY**

/ WHERE BATHROOMS
& LAUNDRIES
COME TOGETHER
BEAUTIFULLY /
orders@bathco.co.nz
bathco.co.nz

4-8 Ace Place
Kingsland
Auckland 1021
New Zealand
P +64 9 309 9109

86 Wigram Road
P.O. Box 8644
Christchurch 8025
New Zealand
P +64 3 343 0969

**BATH/
CO/**

Feb 2025



TABLO PLUS /

VANITY ORDER FORM

Michel César

Date: _____

Order Number: _____

Merchant: _____

Consultant: _____

STEP 4. BASIN OPTIONS**

CODE	DESCRIPTION
------	-------------

Tier 1: Price included

KORDURA STANDARD RANGE:

<input type="checkbox"/>	GLORYSINK	Glory Undermount*
<input type="checkbox"/>	INS500	Inset Undermount*
<input type="checkbox"/>	MID6037	Mida Semi-Recessed*
<input type="checkbox"/>	MOO415	Moon Counter Top
<input type="checkbox"/>	PAULA12	Paula Square Counter Top
<input type="checkbox"/>	NESO	Neso Semi-Recessed**
<input type="checkbox"/>	TRES400	Treste Semi-Recessed**

KORDURA PETITE RANGE:

<input type="checkbox"/>	MOO345	Mini Moon Counter Top
<input type="checkbox"/>	CUBE	Cube Counter Top
<input type="checkbox"/>	ARLO	Arlo Semi-Recessed

CERAMIC STANDARD RANGE:

<input type="checkbox"/>	A051	Round Counter Top
<input type="checkbox"/>	A054	Square Counter Top
<input type="checkbox"/>	A055	Rectangle Counter Top
<input type="checkbox"/>	L580	Round Semi-Recessed
<input type="checkbox"/>	L582	Rectangle Semi-Recessed

Additional cost: See website for pricing

SLIM RANGE:

<input type="checkbox"/>	590	600 Semi-Recessed *
--------------------------	-----	---------------------

STEP 5. ADD ONS See website for pricing

CODE	DESCRIPTION
------	-------------

EXTRUSION UNDER UNIT LED LIGHTS

<input type="checkbox"/>	845 - Compatible with 900, 1000, 1200 & 1500 units
<input type="checkbox"/>	845 x2 - Compatible with 1800 units

DRAWER ORGANISERS

<input type="checkbox"/>	DA3406.WT	Slim
<input type="checkbox"/>	DA3407.WT	Wide
<input type="checkbox"/>	DA3408.WT	Slim with Trays

*Glory, Inset, Mida & Slim 600 Basins: Not compatible with the 1580 4 Drawer

** Neso & Treste basins require tapware to be wall-mounted or offset. Refer to website for vanity price without basin/s

MICHEL CÉSAR
VCBC
BURLINGTON
LAUNDRY

/ WHERE BATHROOMS
& LAUNDRIES
COME TOGETHER
BEAUTIFULLY /
orders@bathco.co.nz
bathco.co.nz

4-8 Ace Place
Kingsland
Auckland 1021
New Zealand
P +64 9 309 9109

86 Wigram Road
P.O. Box 8644
Christchurch 8025
New Zealand
P +64 3 343 0969

BATH/
CO/

Feb 2025